

Guest Quick Start Guide

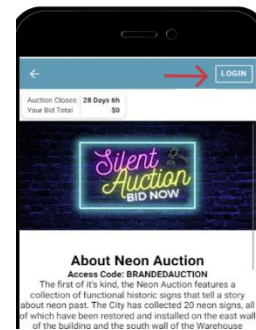
Preview

You can preview the auction details and look at items without a Bid Beacon Account. Here are some of the ways you can access an auction:

- Receive a link by email
- See a **QR Code** & scan it with your device's camera
- Clicking on a **Social Media Post**
- By typing in the direct **Access Code**

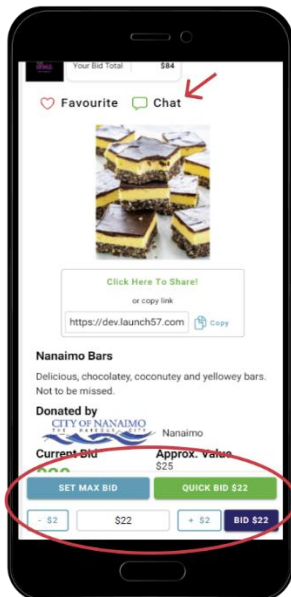
Join

When you are ready to bid, you will need to create or log in to your Bid Beacon Account. The **Login** button is available at the top right of the screen.



Bid

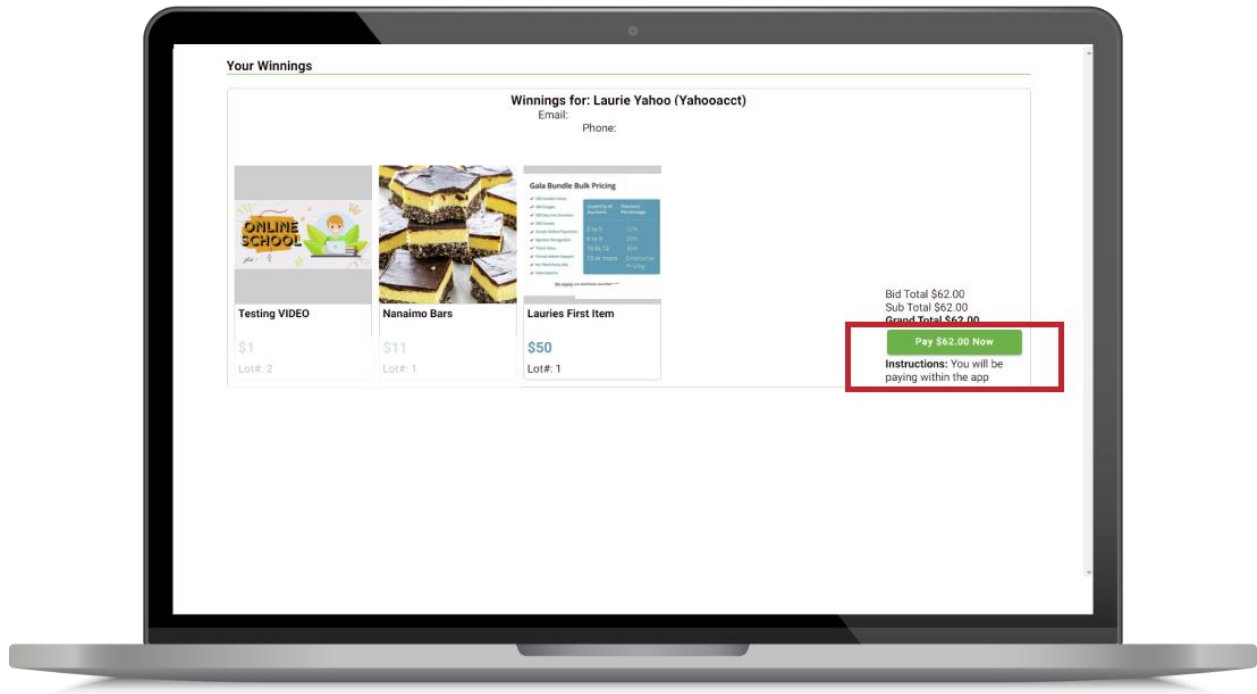
There are 3 ways to bid on items:



- **Quick Bid** – This will bid at the next increment for the item instantly.
- **Set Max Bid** – This will allow you to choose your maximum on an item, and the system will bid for you at the minimum increment. If you get outbid and the next minimum bid is greater than your maximum, the system will stop bidding on your behalf, and you will be notified.
*Note, if another bidder also has max bid set, the bids could come very quickly, so be prepared!
- **Custom Amount** – You can type in a custom bid increment of your choosing (but not less than the minimum increment set by the auction host).

Win

You will receive an email with the details of your winnings and either a button to pay by credit card online, or detailed instructions if the host prefers to collect payment offline.



Helpful Links & Resources

SCAN ME



[Auction FAQ](#)
[Guest Auction Guide](#)